

EIL

COMPACT



EIL

MODULE

PANEAT パニート®

EINL

COMPACT



STREAMLINED MODERN WORKTOP SOLUTION

EDL Compact is our response to an innovative and streamlined approach to modern worktops. A structured, double-sided panel manufactured under high pressure and high temperature, it is suitable for demanding applications.

Seamless Design Integration

Choose our matching laminates to your EDL Compact worktop.



1
Cimant White
LNC-DB 3395UB



2 Black Mune
LNL-DB 3408LA

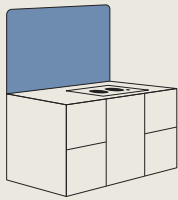
Sleek Aesthetics

Available in two thicknesses, choose 10mm for worktops and 6mm for vertical applications.

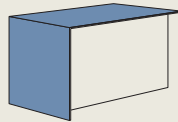
Applications



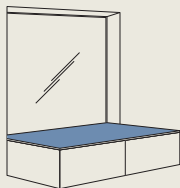
→ Worktop



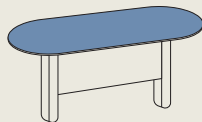
→ Backsplash



→ Island Countertop



→ Bay Window



→ Furniture


Features

EDL Compact is resistant to



Innovative Cores

Apart from standard black cores, a curation of our compact collection is finished in innovative white and wood cores.



Black Core

For our main collection - sleek, modern and undeniably chic.

Thickness
6mm and 10mm


Size
3050 x 1300/1320mm

White Core

For white marble decors - creating seamless, elegant designs.

Thickness
6mm and 10mm

Size
3050 x 1225/1300mm



Bio Core

For selected wood decors - innovative multicolour wood cores for creative expression.

Thickness
6mm

Size
3050 x 1225mm






CUSTOMISATION




1 Edge Profiles

Compact offers useful customisation options for your unique projects.

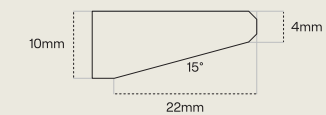
Standard
6mm and 10mm



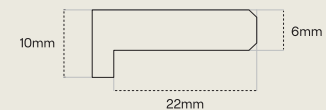
Bullnose
6mm and 10mm



Chamfer
10mm



Double Flat
10mm



Blanc Carrara
LIC-MW 4365TS
—with matching white core


2 Sink Covers

Add form to function when not using the sink, for increased counter space.

Lid Type




L1




L2


Finger Pull



F1



F2

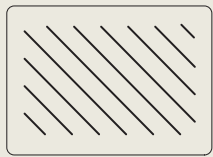


F3


Pattern



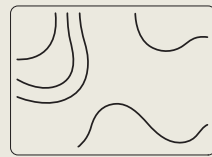
P1



P2



P3



P4

3 Engraving

Choose from our pattern library, or send us your own creation.




Denisha Walnut
LSC-WB 9038T

COMPACT COLLECTION

APTICO


Available in 10mm only



Kline Schwarz
LPMC-SS 0080AP L

WOOD

Available in 6mm only




European Walnut Dark * L
LIC-WW 7332W



Nature Cherry * M L
LIC-WW 7861W



Italian Chestnut * M L
LIC-WW 7404W



Torino Pine * M L
LIC-WW 3142W



Bold Walnut * M L
LIC-WW 7851W




Jabloka * L
LIC-WW 7192W

Available in 6mm and 10mm



Mapuche Beige L
LSF-DB 6289LP



Cosmopolitan L
LSF-DB 6282LP




Exquisite Light L
LSF-DB 6314LP




Supreme White L
LSF-DB 6320LP



California Teak L
LSC-WB 3657T



Danish Walnut L
LSC-WB 9038T



Warm Aquiles Walnut L
LSC-WB 9066T




Hipster Oak L
LSC-WB 9007T




Rovere Slavonia L
LNC-DB 4587AE

STONE

Available in 6mm and 10mm




Cimant Ash L
LNC-DB 3398LUB




Cimant White L
LNC-DB 3395LUB



Caribe Grigio L
LNC-DB 3369LUN




Black Mune L
LNL-DB 3408LA



Luserna Nero L
LNC-DB 3366LUN



Luserna Grigio L
LNC-DB 3364LUN



Calypso L
LNL-DB 3420LA

MARBLE

Available in 6mm only



Marmo Canova *
LNU-CC 3346ER


Available in 6mm and 10mm



Marble Bianco * L
LSF-MW 8509LP



Yang Marble * L
LSF-MW 2273LP



Bianco-V * L
LIC-MW 3131TS




Blanc Carrara * M L
LIC-MW 4365TS



Yin Marble L
LSF-DB 2272LP



Nero Rosso L
LSC-MB 2320T



Black Kandia L
LNC-DB 3451ER

- * Available in bio core
- M Available in Module
- L Available in Laminate

- * Available in white core



Product Information

Compact surfaces should be cleaned regularly using a damp cloth with warm water or mild detergent. The material does not require any special maintenance.

Scan the QR code below for the complete EDL Compact maintenance guide, technical and warranty information.



Hipster Oak
LSC-WB 9007T

EDL MODULE

LIGHTWEIGHT,
HIGH PERFORMANCE
WALL SOLUTION

PANEAT パニート®

Made in Japan

EDL Module is our collection of high integrity non-flammable melamine boards. EDL Module are made for walls, combining excellent durability with convenience and ease of application.

Features

Non-flammable



Lightweight



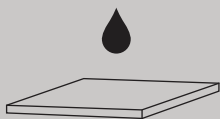
Resistant to scratches and abrasions



Resistant to impact



Resistant to water



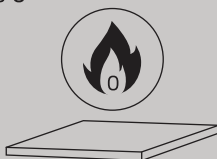
Anti-bacterial



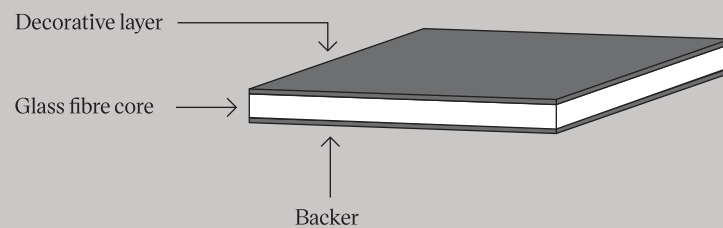
Easy to maintain



Fire Rating Class 0



Specifications



Thickness
3mm (±0.3mm)

Size
3' x 8' | 910mm x 2420mm (±2mm)



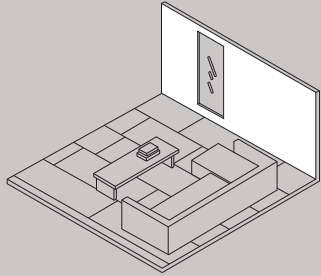
Bathroom Wall Cladding

Cool White Mosaico
N-PMA 33792LT

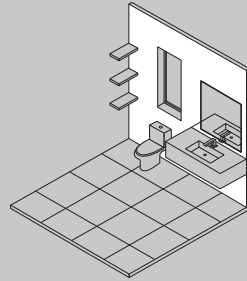


Applications

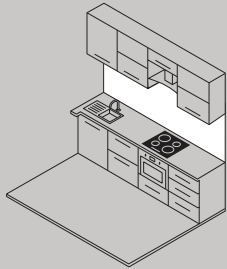
General Wall Cladding



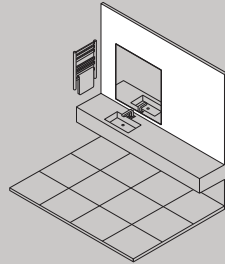
Bathroom Wall Cladding



Kitchen Backsplash



Vanity Backsplash



Flexible Installation without Hassle

Module panels are made for hassle free installation on both new and existing walls, it can be overlaid without the need for hacking.

Kitchen Application



Bathroom Application



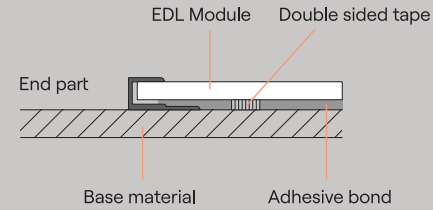
✓ Available with complementary join accessories.

Join Accessories

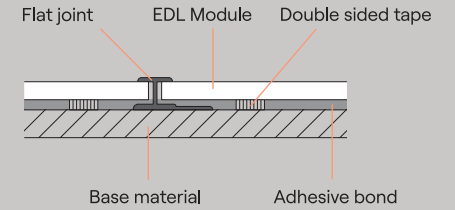
For covering small gaps between EDL Module panels and solutions for ends, choose from a range of aluminium accessories, in white or silver.

Join accessory length **2730mm**

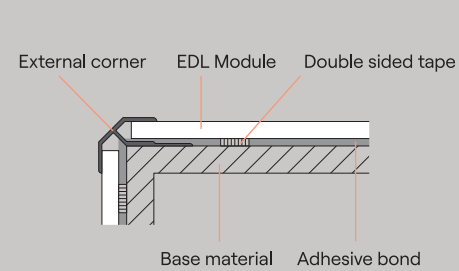
End Part



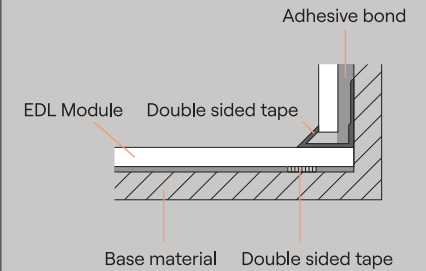
Flat Joint





External Corner



Internal Corner



MODULE COLLECTION

 Available in Laminate
 Available in Compact

SOLID



Snow White
N-PS 33898M 




Snow White-G
N-PS 33899G 





Cool White-G
N-PS 33791G 

STONE



Blanc Carrara-G
N-PMB 33651G 




Blanc Carrara
N-PMB 33650M  

WOOD




Torino Pine
N-PWA 37142WM  



Italian Chestnut
N-PWA 37404WM  




Silk Wood
N-PWA 35471WM 



Eastern Alder
N-PWA 34906WM 



Sycamore
N-PWA 36826WM 



Natural Walnut
N-PWB 33850WM



Smoke Walnut
N-PWB 33860WM



Nature Cherry
N-PWB 37861WM  



Bold Walnut
N-PWB 37851WM  



Galante Oak Grey
N-PWB 37282WM



Galante Oak
N-PWB 37272WM



Pixie Oak Brown
N-PWB 37262WM




Pixie Oak
N-PWB 37252WM

MOSAICO



Fresh Blue Mosaico
N-PMA 33916LT



Cool White Mosaico
N-PMA 33792LT

Product Information

Scan the QR code below for EDL Module maintenance guide, installation manuals and product specification sheet.



Kitchen Backsplash
Pixie Oak Brown
N-PWB 37262WM

Image Credits

- 1 KURO + KAGI
- 2 Threehaus Works

Product Information

Scan the QR code below to view the installation manuals



Kitchen Backsplash

Pixie Oak Brown
N-PWB 37262WM

Singapore (Headquarters)

Office & Gallery

EDL PTE LTD | PANAPLAST PTE LTD
EDL Building
17 Woodlands Terrace
Singapore 738442

T +65 6369 0990
F +65 6369 5505
enquiries@edleuro.com

Malaysia (Branch Office)

Office & Gallery

EDL LAMINATES SDN BHD
17 Jalan PJU 3/46
Sunway Damansara Technology Park
47810 Kota Damansara
Petaling Jaya, Selangor, Malaysia

T +603 7880 0636
F +603 7880 0635
enquiries@my.edleuro.com

Thailand (Branch Office)

Office

EDL LAMINATES CO., LTD
46/287, 46/288 Soi Nawamin 74 Yaek 1
Klongkum, Buengkum
Bangkok 10230
Thailand

T +66 (0) 2508 3993
F +66 (0) 2508 3995
enquiries@th.edleuro.com

Representatives

Philippines
Indonesia
Hong Kong
Cambodia

edleuro.com

